

# 10\_04\_begin

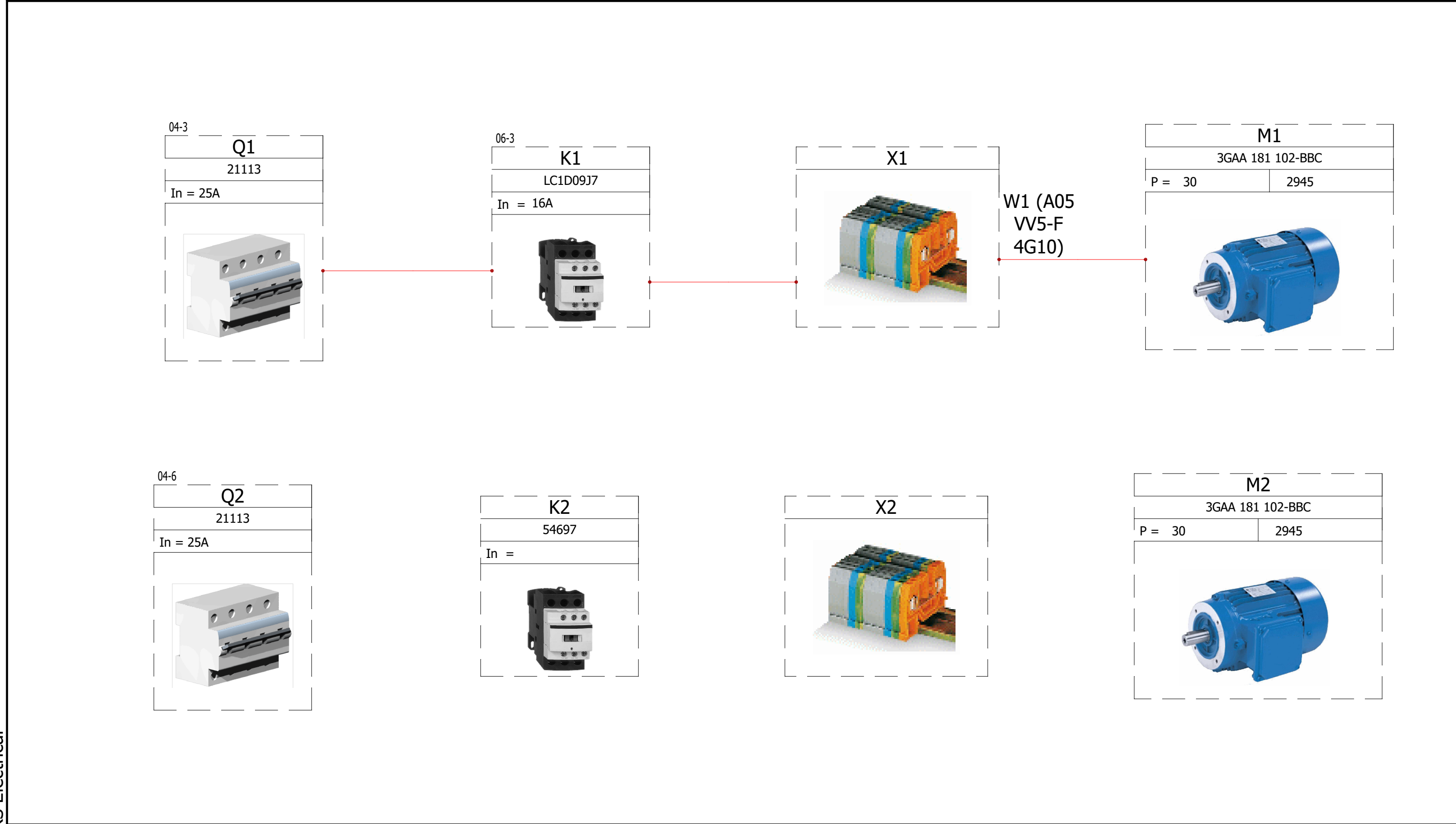
## Document book

0	11/14/2017	JF			
REV.	DATE	NAME	CHANGES		
					REVISION
					0
			CONTRACT:	User data 1 User data 2	SCHEME
					01

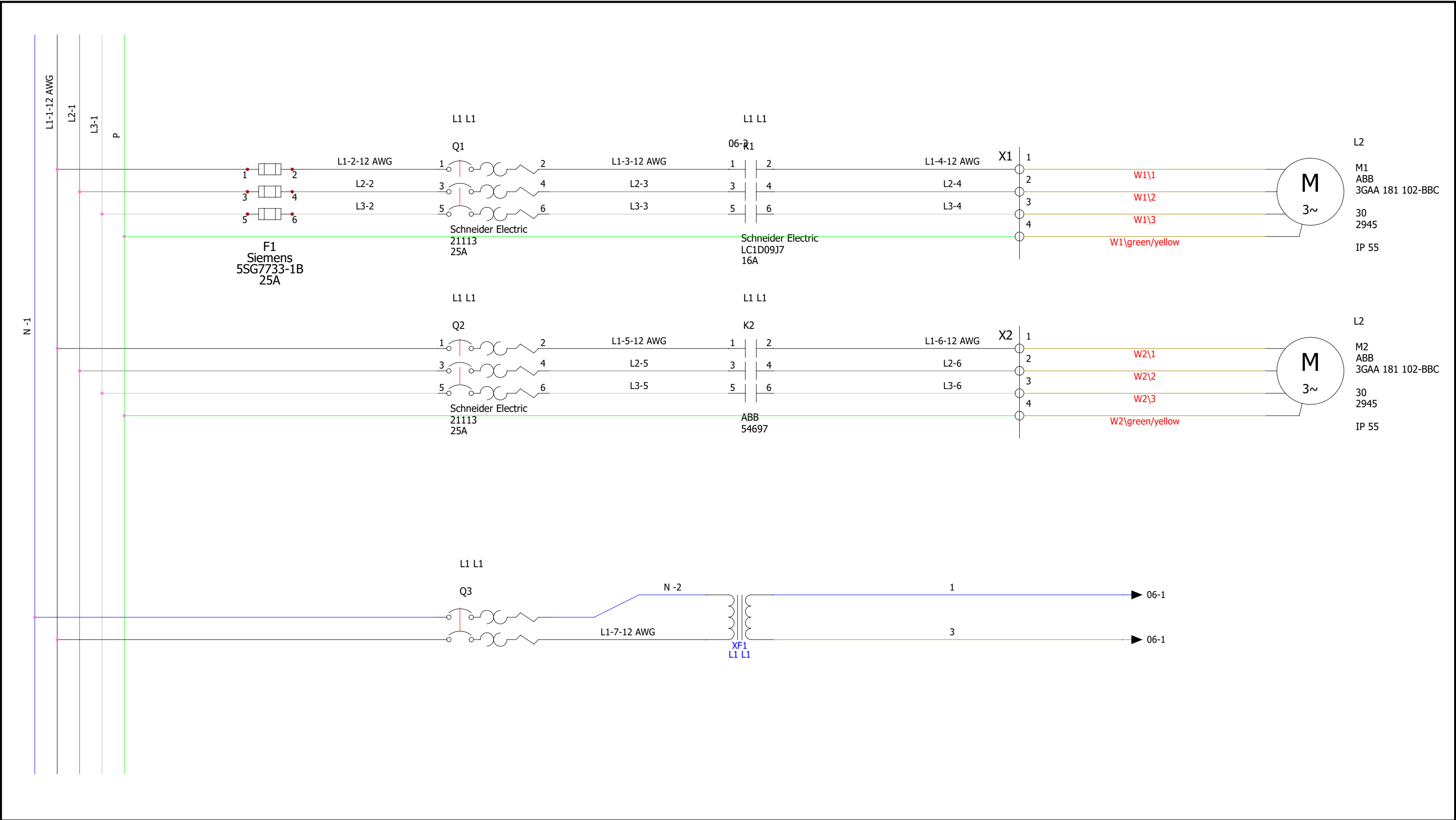
1-Document book

Drawing	Function	Location	Revision	Date	Created by	Description	Folder designation
01	F1	L1	0	11/14/2017	JF	Cover page	
02	F1	L1	0	11/14/2017	JF	Drawing list	
03	F1	L1	0	11/14/2017	JF	Line diagram	
04	F1	L1	0	11/14/2017	JF	Power	
05	F1	L1	0	11/15/2017	JF	Power2	
06	F1	L1	0	11/14/2017	JF	Control	
07	F1	L1	0	11/15/2017	JF	Control2	
08	F1	L1	0	2/27/2018	Justin Flett	PLC drawing	
09	F1	L1	0	2/27/2018	Justin Flett	PLC drawing	
10	F1	L1	0	2/27/2018	Justin Flett	Connectors	
11	F1	L1	0	2/27/2018	Justin Flett	Main electrical closet	
12	F1	L1	0	2/27/2018	Justin Flett	Bill Of Materials grouped by manufacturer	
13	F1	L1	0	2/27/2018	Justin Flett	Bill Of Materials grouped by manufacturer	
14	F1	L1	0	2/27/2018	Justin Flett	List of wires by line style	
15	F1	L1	0	2/27/2018	Justin Flett	List of wires by line style	
16	F1	L1	0	2/27/2018	Justin Flett	List of wires by line style	
17	F1	L1	0	2/27/2018	Justin Flett	List of cables grouped by reference	
18	F1	L1	0	2/28/2018	Justin Flett	JUSTINS BOM	
19	F1	L1	0	2/28/2018	Justin Flett	JUSTINS BOM	

	Drawing list									REVISION 0
						0	11/14/2017	JF		
						REV.	DATE	NAME	CHANGES	SCHEME
CONTRACT:	LOCATION: L1 Main electrical closet					User data 1			User data 2	02



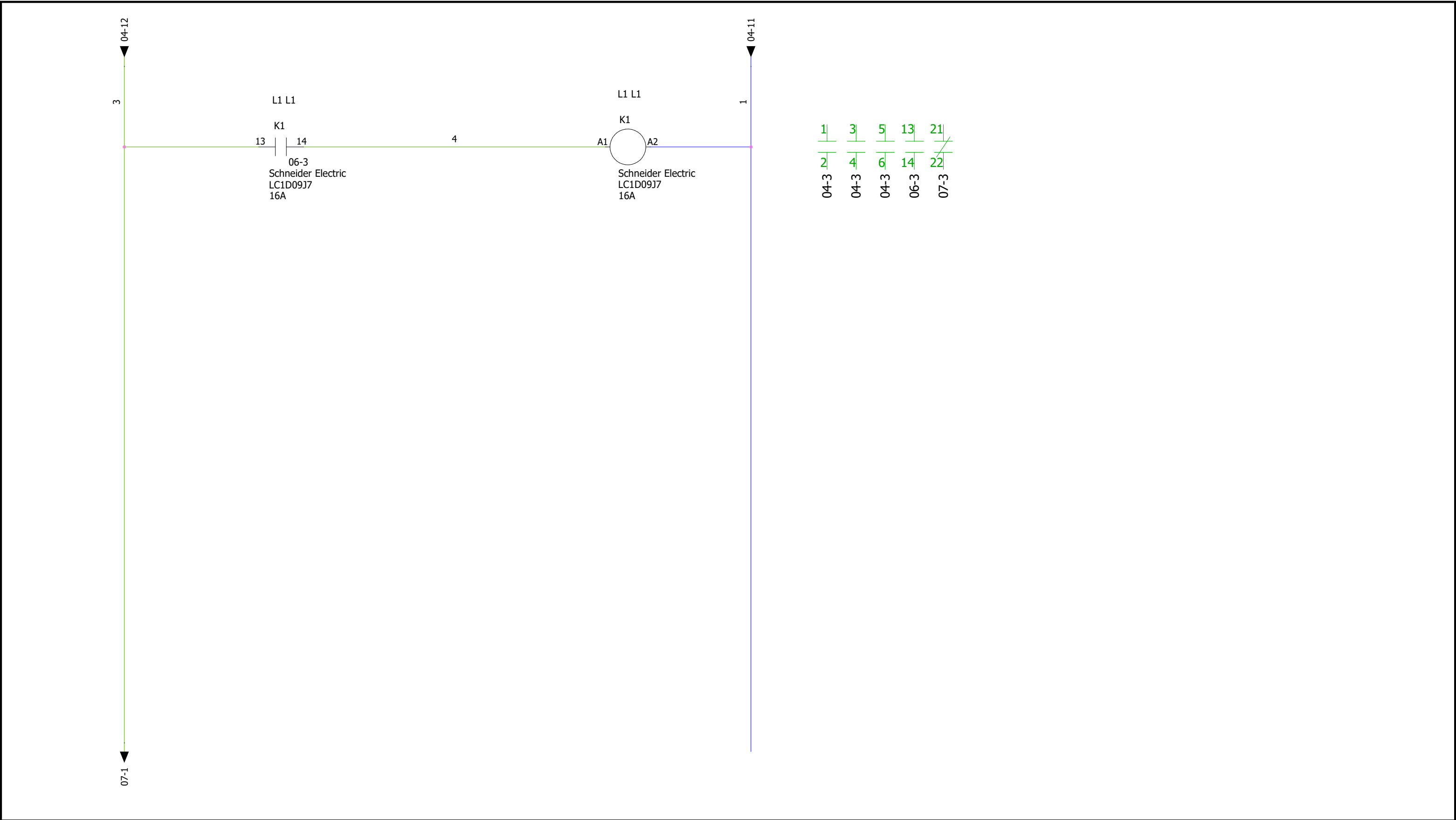
		Line diagram			REVISION	
					0	
					SCHEME	
					03	
CONTRACT:		LOCATION: L1		Main electrical closet	User data 1	
					User data 2	




	Power					REVISION 0
		0	11/14/2017	JF		
		REV.	DATE	NAME	CHANGES	SCHEME
CONTRACT:	LOCATION: L1 Main electrical closet	User data 1			User data 2	04

		Power2						REVISION
				0	11/15/2017	JF		0
				REV.	DATE	NAME	CHANGES	SCHEME
CONTRACT:		LOCATION: L1		Main electrical closet		User data 1		User data 2
								05


N -8
L1-8-12 AWG
L2-8
L3-8
P



CONTRACT:	Control							REVISION
								0
				0	11/14/2017	JF		SCHEME
				REV.	DATE	NAME	CHANGES	
	LOCATION:	L1		Main electrical closet			User data 1	User data 2
								06

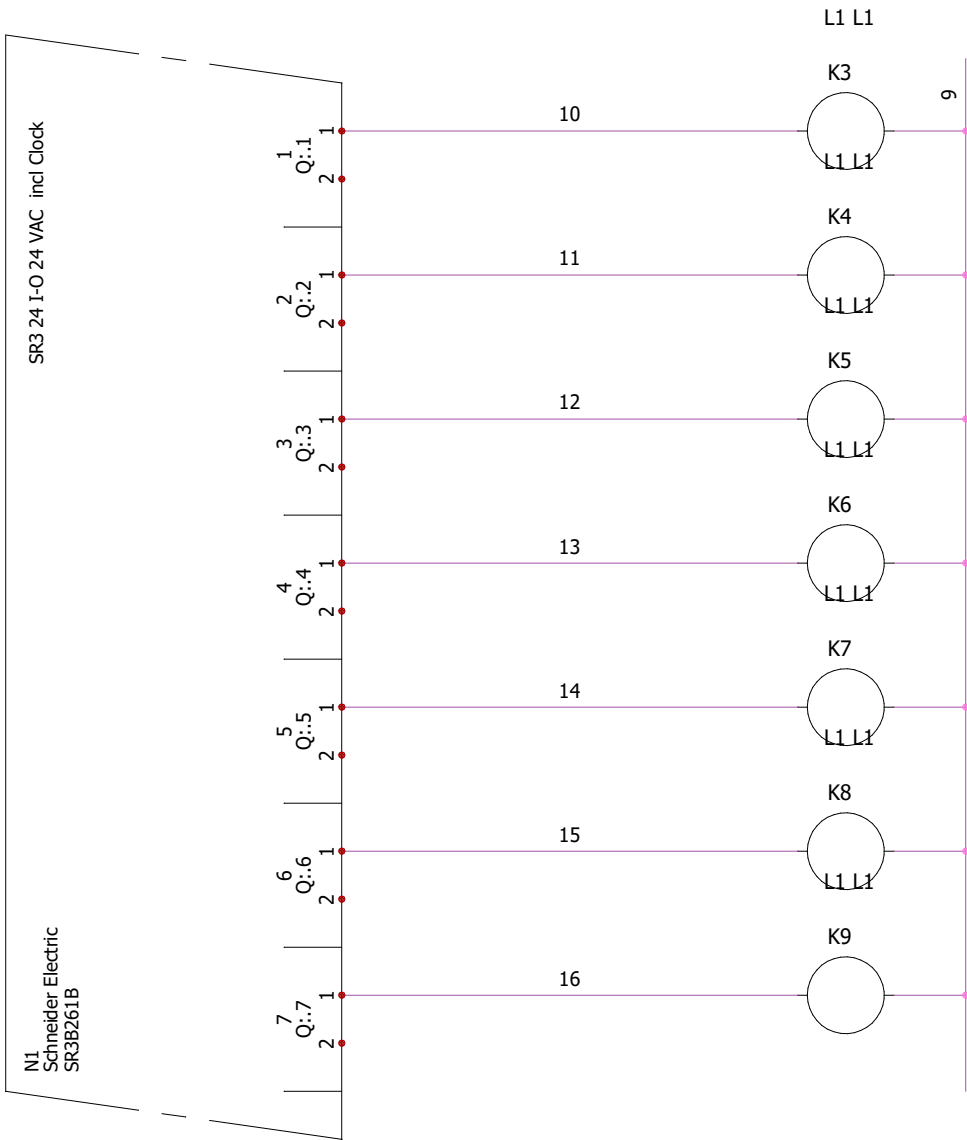


	Control2						REVISION 0
				0	11/15/2017	JF	
				REV.	DATE	NAME	CHANGES
CONTRACT:	LOCATION: L1 Main electrical closet			User data 1		User data 2	07



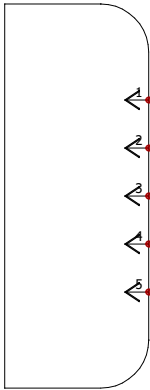
	PLC drawing				REVISI	
					0	
		0	2/27/2018	Justin Flett		
		REV.	DATE	NAME	CHANGES	
CONTRACT:	LOCATION: L1 Main electrical closet	User data 1			User data 2	SCHEN 08





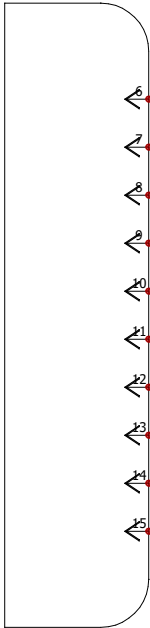
CONTRACT:	PLC drawing				REVISION	
					0	
					SCHEME	
	LOCATION: L1 Main electrical closet				09	
					User data 1	User data 2

X3  
Phoenix Contact  
1771749



24-pin male connector 16A screw connection


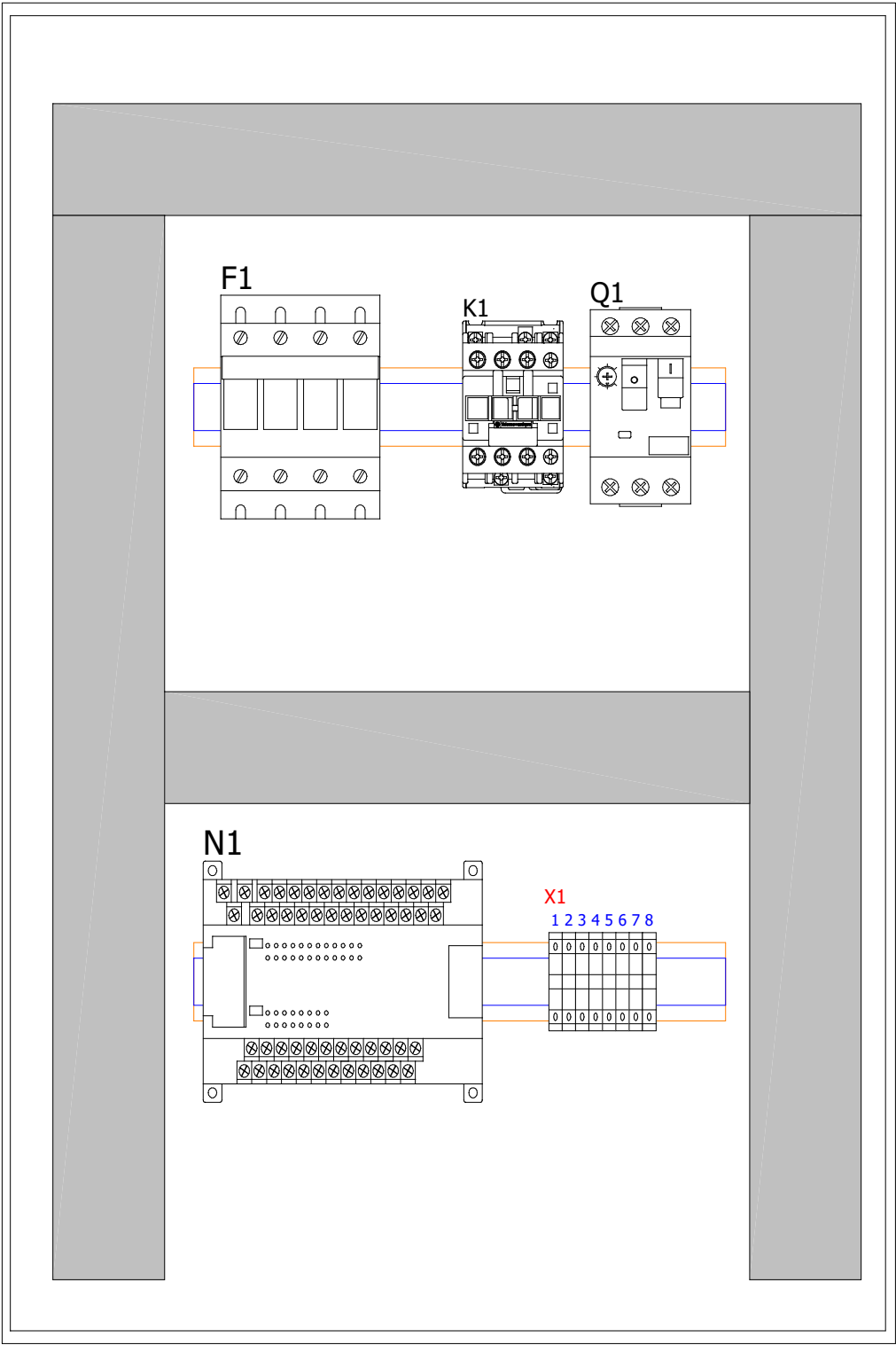
X3  
Phoenix Contact  
1771749



24-pin male connector 16A screw connection

Connectors

							REVISION
							0
				0	2/27/2018	Justin Flett	SCHEME
				REV.	DATE	NAME	
CONTRACT:	LOCATION: L1 Main electrical closet			User data 1			10
			User data 2				



Main electrical closet

CONTRACT:

LOCATION:

L1

Main electrical closet

0	2/27/2018	Justin Flett	
REV.	DATE	NAME	CHANGES
User data 1			User data 2

SCALE
1/3
REVISION
0
SCHEME
11

ABB

Reference	Mark	Description	Quantity	Manufacturer
54697	K2		1	ABB
3GAA 181 102-BBC	M1 , M2	Motor 3-phases, type M3AA 180 LB ,2 poles - 400V VD - 50 Hz - High-output design, Flange-mounted	2	ABB

Entrelec

Reference	Mark	Description	Quantity	Manufacturer
010500220	X1 1 , X1 2 , X1 3 , X1 4 , X1 5 , X1 6 , X1 7 , X1 8	Simple terminal	8	Entrelec

Legrand

Reference	Mark	Description	Quantity	Manufacturer
009213	L1		2	Legrand
035223	L1	Stainless Win Cab 600X400X2	1	Legrand

Phoenix Contact

Reference	Mark	Description	Quantity	Manufacturer
1771749	X3	24-pin male connector 16A screw connection	1	Phoenix Contact

Schneider Electric

Reference	Mark	Description	Quantity	Manufacturer
AK2GD5050	L1		4	Schneider Electric
21113	Q1 , Q2	20-25A P25M motor protection mcb	2	Schneider Electric
LC1D09J7	K1		1	Schneider Electric
SR3B261B	N1	SR3 24 I-O 24 VAC incl Clock	1	Schneider Electric

	Bill Of Materials grouped by manufacturer							REVISION 0
				0	2/27/2018	Justin Flett		
				REV.	DATE	NAME	CHANGES	SCHEME
CONTRACT:	LOCATION: L1 Main electrical closet			User data 1			User data 2	12

Siemens

Reference	Mark	Description	Quantity	Manufacturer
5SG7733-1B	F1	N-TYPE MINIZED FUSE SWITCH FOR NEOZED-FUSE LINK 2-25A	1	Siemens
3SB3651-0AA51	S1 , S2	COMPLETE UNIT ROUND ILLUMINATED PUSHBUTTON METAL 1NO + 1NC + INTEGR. LED 110V AC BLUE WITH HOLDER	2	Siemens

Bill Of Materials grouped by manufacturer

CONTRACT:

LOCATION: L1Main electrical closet

				REVISION 0
0	2/27/2018	Justin Flett		
REV.	DATE	NAME	CHANGES	SCHEME 13
User data 1			User data 2	

= 48V-3

Origin	Destination	Wire number	Section	Length (inches)	Reference
F1 L1 L1 N1:I1	F1 L1 X1 6	7	-1	0	
F1 L1 L1 N1:I2	F1 L1 X1 8	8	-1	0	
F1 L1 L2 S1:13	F1 L1 X1 5	6	-1	0	
F1 L1 L2 S2:13	F1 L1 X1 7	6	-1	0	
F1 L1 X1 5	F1 L1 X1 7	6	-1	0	
				0	

= 48V-3873

Origin	Destination	Wire number	Section	Length (inches)	Reference
F1 L1 L1 K3	F1 L1 L1 K4	9	-1	0	
F1 L1 L1 K3	F1 L1 L1 N1:1	10	-1	0	
F1 L1 L1 K4	F1 L1 L1 K5	9	-1	0	
F1 L1 L1 K4	F1 L1 L1 N1:1	11	-1	0	
F1 L1 L1 K5	F1 L1 L1 K6	9	-1	0	
F1 L1 L1 K5	F1 L1 L1 N1:1	12	-1	0	
F1 L1 L1 K6	F1 L1 L1 K7	9	-1	0	
F1 L1 L1 K6	F1 L1 L1 N1:1	13	-1	0	
F1 L1 L1 K7	F1 L1 L1 K8	9	-1	0	
F1 L1 L1 K7	F1 L1 L1 N1:1	14	-1	0	
F1 L1 L1 K8	F1 L1 L1 K9	9	-1	0	
F1 L1 L1 K8	F1 L1 L1 N1:1	15	-1	0	
F1 L1 L1 K9	F1 L1 L1 N1:1	16	-1	0	
				0	

CONTRACT:	List of wires by line style							REVISION 0
				0	2/27/2018	Justin Flett		
				REV.	DATE	NAME	CHANGES	SCHEME
LOCATION: L1			Main electrical closet			User data 1		User data 2
								14

= 48V-3874

Origin	Destination	Wire number	Section	Length (inches)	Reference
F1 L1 X1 6	F1 L1 L2 S1:14	7	-1	0	
F1 L1 X1 8	F1 L1 L2 S2:14	8	-1	0	
				0	

~ 24V-3873

Origin	Destination	Wire number	Section	Length (inches)	Reference
F1 L1 L1 K1:13	F1 L1 L1 K1:21	3	-1	0	
F1 L1 L1 K1:14	F1 L1 L1 K1:A1	4	-1	0	
F1 L1 L1 K1:13	F1 L1 L1 XF1	3	-1	0	
				0	

~ 24V GND-3873

Origin	Destination	Wire number	Section	Length (inches)	Reference
F1 L1 L1 K1:A2	F1 L1 L1 XF1	1	14 (AWG)	0	
				0	

JUSTINS WIRE STYLE-3

Origin	Destination	Wire number	Section	Length (inches)	Reference
F1 L1 L1 K1:2	F1 L1 X1 1	L1-4-12 AWG	12 AWG (AWG)	0	
F1 L1 L1 K1:4	F1 L1 X1 2	L2-4	12 AWG (AWG)	0	
F1 L1 L1 K1:6	F1 L1 X1 3	L3-4	12 AWG (AWG)	0	
F1 L1 L1 K2:2	F1 L1 X2 1	L1-6-12 AWG	12 AWG (AWG)	0	
F1 L1 L1 K2:4	F1 L1 X2 2	L2-6	12 AWG (AWG)	0	

CONTRACT:	List of wires by line style				REVISION
					0
					SCHEME
	Main electrical closet				15
LOCATION:		L1		User data 1	
				User data 2	

JUSTINS WIRE STYLE-3

Origin	Destination	Wire number	Section	Length (inches)	Reference
F1 L1 L1 K2:6	F1 L1 X2 3	L3-6	12 AWG (AWG)	0	
F1 L1 X1 4	F1 L1 X2 4	P	12 AWG (AWG)	0	
				0	

JUSTINS WIRE STYLE-3873

Origin	Destination	Wire number	Section	Length (inches)	Reference
F1 L1 L1 F1:2	F1 L1 L1 Q1:1	L1-2-12 AWG	12 AWG (AWG)	0	
F1 L1 L1 F1:4	F1 L1 L1 Q1:3	L2-2	12 AWG (AWG)	0	
F1 L1 L1 F1:6	F1 L1 L1 Q1:5	L3-2	12 AWG (AWG)	0	
F1 L1 L1 F1:1	F1 L1 L1 Q2:1	L1-1-12 AWG	12 AWG (AWG)	0	
F1 L1 L1 F1:3	F1 L1 L1 Q2:3	L2-1	12 AWG (AWG)	0	
F1 L1 L1 F1:5	F1 L1 L1 Q2:5	L3-1	12 AWG (AWG)	0	
F1 L1 L1 K2:1	F1 L1 L1 Q2:2	L1-5-12 AWG	12 AWG (AWG)	0	
F1 L1 L1 K2:3	F1 L1 L1 Q2:4	L2-5	12 AWG (AWG)	0	
F1 L1 L1 K2:5	F1 L1 L1 Q2:6	L3-5	12 AWG (AWG)	0	
F1 L1 L1 Q2:1	F1 L1 L1 Q3	L1-1-12 AWG	12 AWG (AWG)	0	
F1 L1 L1 Q3	F1 L1 L1 XF1	L1-7-12 AWG	12 AWG (AWG)	0	
F1 L1 L1 Q3	F1 L1 L1 XF1	N -2	12 AWG (AWG)	0	
F1 L1 L1 K1:1	F1 L1 L1 Q1:2	L1-3-12 AWG	12 AWG (AWG)	0	
F1 L1 L1 K1:3	F1 L1 L1 Q1:4	L2-3	12 AWG (AWG)	0	
F1 L1 L1 K1:5	F1 L1 L1 Q1:6	L3-3	12 AWG (AWG)	0	
				0	

CONTRACT:	List of wires by line style				REVISION
					0
					SCHEME
	Main electrical closet				16



Prysmian-A05 VV5-F 4G10

Mark	Description	Path	Origin	Destination	Length (inches)
W2		L2<>L1 L1	Motor Room	Backplate	0
W1		L2<>L1 L1	Motor Room	Backplate	0
					0

List of cables grouped by reference

CONTRACT:

LOCATION: L1Main electrical closet

				REVISION 0
0	2/27/2018	Justin Flett		
REV.	DATE	NAME	CHANGES	SCHEME 17
User data 1			User data 2	

ABB

Reference	Mark	Description	Manufacturer	Location	Quantity
54697	K2		ABB	L1 L1	1
3GAA 181 102-BBC	M1 , M2	Motor 3-phases, type M3AA 180 LB ,2 poles - 400V VD - 50 Hz - High-output design, Flange-mounted	ABB	L2L2	2

Entrelec

Reference	Mark	Description	Manufacturer	Location	Quantity
010500220	X1 1 , X1 2 , X1 3 , X1 4 , X1 5 , X1 6 , X1 7 , X1 8	Simple terminal	Entrelec	L1L1L1L1L1L1L1L1	8

Legrand

Reference	Mark	Description	Manufacturer	Location	Quantity
009213	L1		Legrand	L1L1	2
035223	L1	Stainless Win Cab 600X400X2	Legrand	L1	1

Phoenix Contact

Reference	Mark	Description	Manufacturer	Location	Quantity
1771749	X3	24-pin male connector 16A screw connection	Phoenix Contact	L1 L1	1

Schneider Electric

Reference	Mark	Description	Manufacturer	Location	Quantity
AK2GD5050	L1		Schneider Electric	L1L1L1L1	4
21113	Q1 , Q2	20-25A P25M motor protection mcb	Schneider Electric	L1 L1L1 L1	2
LC1D09J7	K1		Schneider Electric	L1 L1	1
SR3B261B	N1	SR3 24 I-O 24 VAC incl Clock	Schneider Electric	L1 L1	1

	JUSTINS BOM							REVISION 0
				0	2/28/2018	Justin Flett		
				REV.	DATE	NAME	CHANGES	SCHEME
CONTRACT:	LOCATION: L1 Main electrical closet			User data 1			User data 2	18

Siemens

Reference	Mark	Description	Manufacturer	Location	Quantity
5SG7733-1B	F1	N-TYPE MINIZED FUSE SWITCH FOR NEOZED-FUSE LINK 2-25A	Siemens	L1 L1	1
3SB3651-0AA51	S1 , S2	COMPLETE UNIT ROUND ILLUMINATED PUSHBUTTON METAL 1NO + 1NC + INTEGR. LED 110V AC BLUE WITH HOLDER	Siemens	L1 L2L1 L2	2

JUSTINS BOM

CONTRACT:

LOCATION: L1Main electrical closet

				REVISION 0
0	2/28/2018	Justin Flett		
REV.	DATE	NAME	CHANGES	SCHEME 19
User data 1			User data 2	